

Storage units **Abaco**

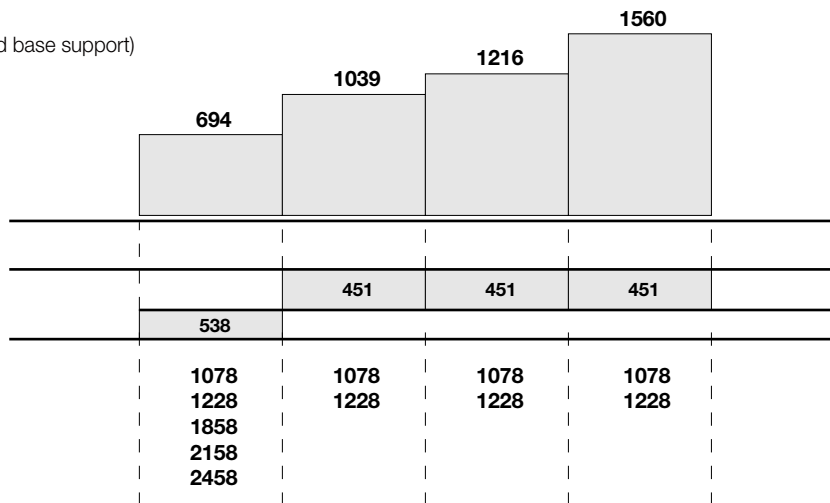
Technical features

MODULARITY

heights

(excluding feet and base support)

Feet H 15
Base support H
120/180



PRODUCT DATA SHEET

STRUCTURE, FRONTS and TOP in *wood particle board panels thickness 20 mm with 45°-shaped vertical edges and coated con synthetic melamine matt lacquered or metal or painted wood veneer. Internal shelves in transparent tempered glass thickness 6 mm.

BACK PANELS in medium density *wood particle board panels thickness 4 mm with synthetic melamine also matt lacquered or metal.

TURN DRAWER thickness 14 mm and BOTTOM thickness 8 mm in *wood particle board panels with melamine Sketch Roccia.

HORIZONTAL PARTITIONS in medium density *wood particle board panels thickness 10 mm with synthetic melamine matt lacquered or metal or coated with wood veneer.

Black ABS FEET, diam. 50 mm and height 15 mm adjustable form the inside.

SOSPENDO BASE SUPPORT consisting of black metal frame with cylindrical height adjustable feet finished with epoxy or liquid painting.

*Wood and derivates components according to the following standards: E1-TSCA-CARB-UBA.

RUNNERS FOR DRAWERS

Opening with grip: High sliding full extraction metal runners with FULL EXTRACTION, end-of-run buffer with dynamic capacity of 30 kg. "Blumotion" soft-closing mechanism integrated in the runner for a silence and soft closing system. Anti-tilting pin, vertical and inclination adjustment of fronts incorporated in all system runners. Additional stabilizer bar for drawers width 739 and 889 and "MOVENTO" runners with built-in stabilizer and also front side adjustment for drawers width 1189.

OPENINGS

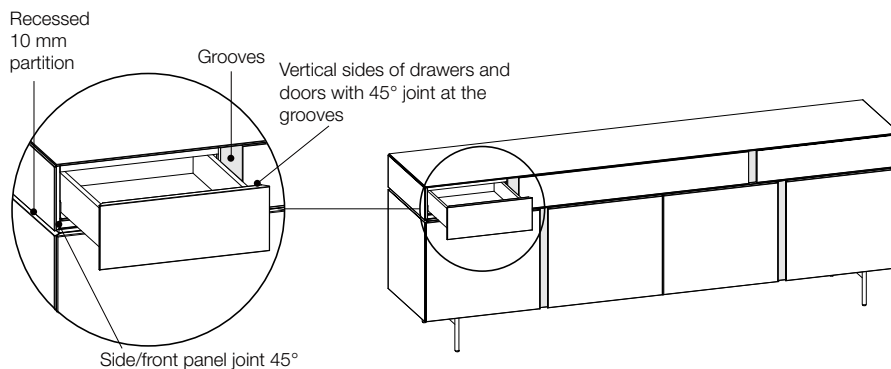


Drawer

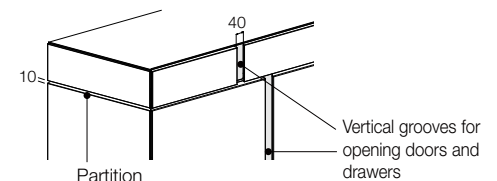


Door

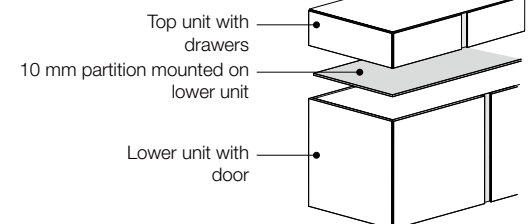
STRUCTURAL FEATURES



GROOVES



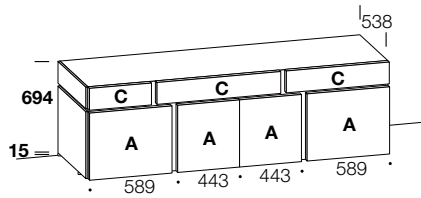
EXPLODED VIEW



Storage units **Abaco**

Technical features

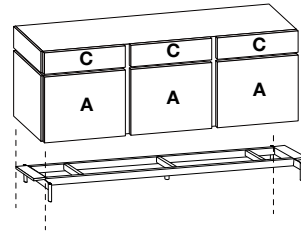
FLOOR-STANDING SIDEBOARDS (foot H 15 mm)



SIDEBOARD WITH SOSPENDO BASE SUPPORT

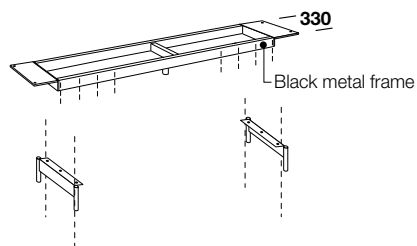
Sideboards are delivered with metal antifix base support and feet.

Abaco sideboard



System **Sospendo**

Metal base support complete with feet



Pair of feet Sospendo	
C2 C3 Epoxy Metal - Brown - Piombo - Palladio	C2 C3 Painted metal - Bronzo - Ottone - Rame

W m³ Code

1050 0,02 CNLC10

1200 0,03 CNLC12

1800 0,04 CNLC18

2100 0,05 CNLC21

2400 0,05 CNLC24

W Bar	W Base support	W m ³	Code	Price per pcs
--------------	-----------------------	-------------------------	------	---------------

450	1050	5.40	0,01	NYK045
-----	------	-------------	------	--------

600	1200	7.20	0,01	NYK060
-----	------	-------------	------	--------

1200	1800	14.40	0,01	NYK120
------	------	--------------	------	--------

1200	2100	14.40	0,01	NYK120
------	------	--------------	------	--------

1800	2400	21.60	0,01	NYK180
------	------	--------------	------	--------

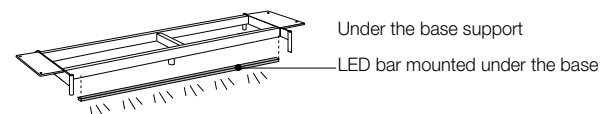
Power supply included in the price of led bar.

Switch of light with connection to mains supply or remote control.

Remote control	NHT012
----------------	--------

EXTERNAL LIGHTING UNDER BASE SUPPORT WITH 3000K LED BARS

External profile in satin-finish aluminium W 12 mm x H 12 mm with opal plastic casing, complete with power supply with optional remote control.



RADIO FREQUENCY REMOTE CONTROL FOR SWITCHING ON-OFF

Remote control kit with on/off system that supports power supplies for LED lights up to max. 300 W. It can be used on all illumination systems by placing the kit with receiver before the control gear. (in the event that more than one power supply is used, use a multi-socket power strip)

Remote control Ø 40 mm

Connection to the mains supply

